

FEATURE DESCRIPTION		WORKING STATUS	UNIT	TECHNICAL SPECIFICATIONS			
				HNT-BN09VMCL/S91	HNT-BN12VMCL/S91	HNT-BN18VMCL/S91	HNT-BN24VMCL/S91
Capacity and Energy Efficiency	Control type			Remote Control	Remote Control	Remote Control	Remote Control
	Capacity	Cooling	W	2.650 (960-3.120)	3.330 (1.080-3.770)	5.130 (1.250-5.920)	6.810 (1.830-7.810)
			BTU/h	9.042 (3.276-10.645)	11.361 (3.684-12.863)	17.504 (4.265-20.199)	23.236 (6.244-26.648)
		Heating	W	2.750 (950-3.380)	3.380 (1.010-3.940)	5.230 (1.350-6.280)	6.870 (1.850-7.930)
			BTU/h	9.383 (3.241-11.533)	11.532 (3.446-13.443)	17.845 (4.606-21.427)	23.440 (6.312-27.057)
	Pdesignc	Cooling	kW	2,6	3,3	5,1	6,8
		Heating	kW	2,4	2,8	4,5	5,5
	Efficiency	Cooling	SEER	6,6	6,1	6,3	6,5
		Heating	SCOP	4,0	4,0	4,0	4,1
	Energy Class	Cooling		A++	A++	A++	A++
Heating			A+	A+	A+	A+	
Dehumidification Capacity		L/h	0,9	1,1	1,5	1,8	
Outside Air Operating Temperature Range	Cooling	°C	-15 ~ +55	-15 ~ +55	-15 ~ +55	-15 ~ +55	
	Heating	°C	-20 ~ +30	-20 ~ +30	-20 ~ +30	-20 ~ +30	
Power Supply Connection		-	Indoor	Indoor	Indoor	Outdoor	
Voltage/Frequency/Phase		Volt, Hz, Ph	220-240V/50/1	220-240V/50/1	220-240V/50/1	220-240V/50/1	
Indoor Unit Supply Cable and Cross Section (up to 15m)		Corexmm <sup>2</sup>	3x2,5	3x2,5	3x2,5	3x2,5	
Cables Number and Cross Section (up to 10m)		Corexmm <sup>2</sup>	4x1,5	4x1,5	4x2,5	4x2,5	
Operating Current	Cooling	Amper	3.9(1.2-6.1)	5.0(1.5 ~6.8)	7.2(1.7-10.8)	8.9(2.3-12.5)	
	Heating	Amper	4.0(1.2-6.4)	5.1(1.5 ~7.1)	7.3(1.7-12.0)	9.0(2.3-13.7)	
Automatic Fuse Current		Amper	1x10	1x16	1x20	1x20	
Energy Consumption	Cooling	W/h	694(240~1210)	1001(290 ~1330)	1530(330-2250)	1980(410-2800)	
	Heating	W/h	666(240~1270)	1006(290 ~1410)	1550(340-2350)	2050(420-3000)	
Indoor	Indoor Model			HNT-BN09VMCL/I91	HNT-BN12VMCL/I91	HNT-BN18VMCL/I91	HNT-BN24VMCL/I91
	IU Sound Pressure Level (H / M / L / Silent)	H/M/L/Silent	dB(A)	40/34/26/19	40/34/26/19	43/40/35/27	44/41/38/30
	IU Sound Power Level (H / M / L / Silent)	H/M/L/Silent	dB(A)	50/44/36/29	50/44/36/29	53/48/43/37	54/51/48/40
	IU Air Volume	Cooling	m <sup>3</sup> /h	550	550	800	970
		Heating	m <sup>3</sup> /h	550	550	800	980
	Indoor Unit Fan Speed (H / M / L / Silent)	Cooling	rpm	1150/1000/900/800	1150/950/850/700	1200/1050/900/750	1200/1000/900/700
		Heating	rpm	1150/950/850/700	1150/1000/900/800	1200/1050/900/750	1200/1000/900/700
		Dehumidification	rpm	900	850	900	900
		Sleep	rpm	900/850	850/900	900/900	900/900
	IU Fan Motor Energy Consumption		W/h	20	20	25	45
	Net Dimensions (W x H x D)		mm	777x250x205	777x250x205	910x292x205	1010x315x220
	Net weight		kg	8,5	8,5	10	13
Packed Dimensions (W x H x D)		mm	848x315x275	848x315x275	977x367x276	1094x386x300	
Gross weight		kg	10,5	10,5	13	16	
Outdoor	Outdoor Model			HNT-BN09VMCL/O91	HNT-BN12VMCL/O91	HNT-BN18VMCL/O91	HNT-BN24VMCL/O91
	Sound Pressure Level	H	dB(A)	50	50	55	57
	Sound Power Level	H	dB(A)	60	60	65	67
	Fan Speed		rpm	840/760/660	840/760/660	860/760/650	850/790/690
	Fan Motor Energy Consumption		W/h	33	33	40	85
	Net Dimensions (W x H x D)		mm	700x552x256	700x552x256	780x602x347	845x693x336
	Net weight		kg	24	26	36	46
	Packed Dimensions (W x H x D)		mm	803x585x325	803x585x325	890x628x385	960x732x400
Gross weight		kg	27	29	41	52	
Refrigerant And Piping	Refrigerant			R32	R32	R32	R32
	Piping Diameter	Gas	inc-(mmØ)	3/8" - (9,52)	3/8" - (9,52)	3/8" - (9,52)	1/2" - (12,7)
		Liquid	inc-(mmØ)	1/4" - (6,35)	1/4" - (6,35)	1/4" - (6,35)	1/4" - (6,35)
	Maximum Length Between Indoor-Outdoor Unit		m	25	25	25	25
	Level Difference Between Indoor and Outdoor Unit		m	10	10	10	10
	Refrigerant Amount (inside OD)		kg	0,52	0,6	0,92	1,06
	Non-Charging Intermediate Length		m	5	5	5	5
	Additional Refrigerant Amount		gr	15	15	25	25
Global Warming Potential		GWP	675	675	675	675	
CO <sub>2</sub> Emission Value		ton	0.351	0.405	0.621	0.716	

The EER and COP values are energy consumption ratings and are calculated according to TS EN 14511 measurement standards.  
Cooling: Indoor temperature 27°CDB, 19°CWB / Outdoor: 35°CDB, 24°CWB Heating: Indoor temperature 20°CDB, 15°CWB / Outdoor: 7°CDB, 6°CWB

✉ info@hantech.eu  
www.hantech.eu

**HANTECH GmbH**  
Wikingerstrasse 10  
D - 76189 Karlsruhe  
Tel: +49 721 90996879

The information, design and technical tables contained in this catalog are subject to change without notice. We are not responsible for printing or typographical errors.

DEALER



**HANTECH**  
Climate Solutions



# ELEGANT

## WALL MOUNTED SPLIT AC

designed  
in  
Germany



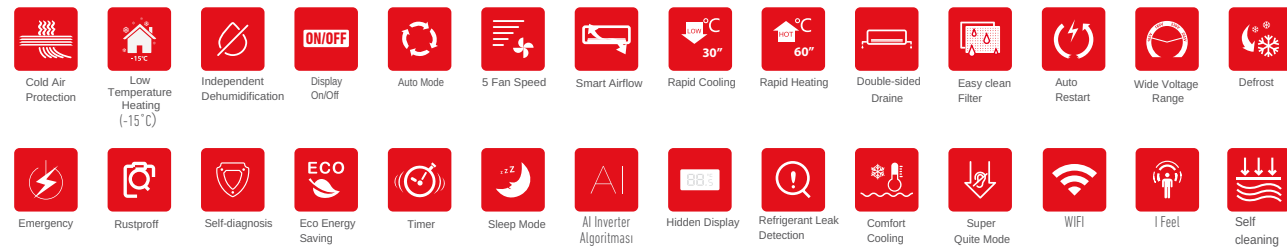
Wifi  
Cloud



# ELEGANT SERIES

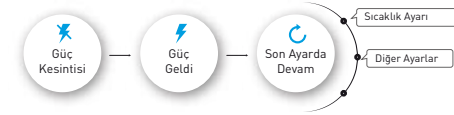


## Product Features



## AUTO-RESTART

After power failure, when the air conditioner switches on again or when there is energy in the power supply, it maintains and restores the temperature and other parameter settings.



## TIMER

You can schedule the opening and closing of the air conditioner for the desired hours. Heat or cool your living or working space for you.



## LED DISPLAY

In the modern wall-mounted indoor unit you will find the room temperature and operating mode indicators.



## 5 FAN SPEED

The fan speed allows you to adjust at 5 different speeds to reach the desired conditions in a short time.



## I-FEEL

By measuring the ambient temperature with the sensor on the controller, it adjusts the air flow rate and temperature to ensure your comfort.



## Wi-Fi

Thanks to this function, users can easily control the air conditioner in their spaces from their mobile phone so that they can air conditioning their living space from a long distance.



## BLANKET EFFECT ON HEATING

Wraps like a blanket, warms you. It can feel temperature of the foot-level warmest about 2°C against to classic air conditioners.



## SELF-CLEANING WITH 55°C HIGH TEMPERATURE

The ice is iced to freeze the dirt from the evaporator and then begins defrosting to produce large amounts of water to brush the dirt. After 55C quick drying, the evaporator becomes cleaner and more sterile.



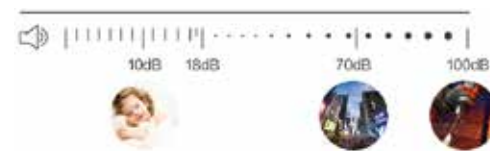
## I-SET

Once activated, the air conditioner will automatically remember all your settings and will continue to operate in the most recently recorded condition when you press the button.



## SUPER QUIET

When your air conditioner in super silent mode, you can forget it works. Sound level of up to 19 dB.



## SHOWER EFFECT IN COOLING

It's cool, It's not discomfort. Cool air comfort in touch with your body without chills.



## COMFORT COOLING

The humidity level for your comfort is kept between 40-60%. Prevents excessively dry air from drying your skin.



## WIDE VOLTAGE RANGE

HANTECH air conditioners are not affected even by voltage fluctuations, heating and cooling will continue to provide your comfort.



## 2-SIDED DRAIN CONNECTION

There is also a drainage connection on both sides of the indoor unit. In this way, there is no additional breaking work inside the room to pass through the drain pipe. The aesthetics of your room will not be damaged.

